


Flyback Transformer

For Linear Technology LT3751
Capacitor Charger Controller



- Flyback transformer for the Linear Technology LT3751 Capacitor Charger Controller
- 120 – 377 V input; up to 500 V output
- 3000 Vrms isolation from primary to secondary windings

Core material Ferrite

Terminations RoHS tin-silver (96.5/3.5) over tin over nickel over phos bronze. Other terminations available at additional cost.

Weight 37.3 g

Ambient temperature –40°C to +85°C

Maximum part temperature +125°C (ambient + temp rise)

Storage temperature Component: –40°C to +125°C.

Tray packaging: –40°C to +80°C

Resistance to soldering heat Max three 40 second reflows at +260°C, parts cooled to room temperature between cycles

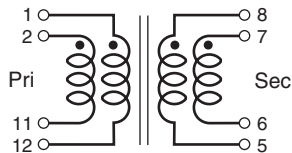
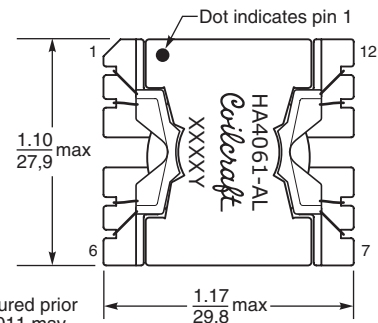
Moisture Sensitivity Level (MSL) 1 (unlimited floor life at <30°C / 85% relative humidity)

Packaging 64 per tray

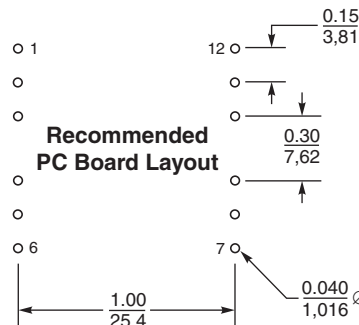
PCB washing Tested with pure water or alcohol only. For other solvents, see Doc787_PCB_Washing.pdf.

Part number	Inductance at 0A ¹ ±10% (μH)	Inductance at I _{pk} ² min (μH)	DCR max (Ohms) ³		Leakage inductance ⁴ max (μH)	Turns ratio ⁵ pri:sec	I _{pk} ² (A)	Volt-time product typ (V μsec)
			pri	sec				
HA4061-AL	125	112.5	0.203	1.40	9.17	1:3	5.0	625

1. Inductance is measured at 100 kHz, 0.1 Vrms.
2. Peak primary current drawn at minimum input voltage.
3. DCR is with the windings connected in parallel.
4. Leakage inductance is for both windings of the primary with the secondary windings shorted.
5. Turns ratios are with the primary and secondary windings connected in parallel.
6. Electrical specifications at 25°C.



Primary windings and secondary windings to be connected in parallel on PC board.



Dimensions are in $\frac{\text{inches}}{\text{mm}}$

